

❖ Factory Default Setting:

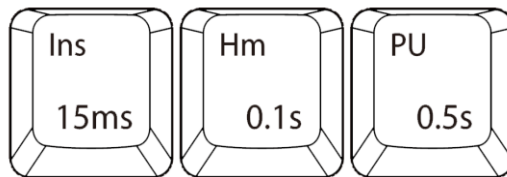
- Keyboard is in macOS mode
- All Function keys [F1, F2, ... , F12] keys come out F1, F2, ... , F12 directly when being pressed directly

❖ Toggle between macOS mode and Windows mode

You must be in macOS Mode to use Mac hot keys. You must be in Windows Mode to use Windows hot keys.


Enter macOS mode	LEDs status	Enter Windows mode	LEDs status
Hold Fn + A For 3 secs	LEDs on F1 - F12 Turn On	Hold Fn + M for 3 secs	LEDs on F1 - F12 Turn Off

❖ Macro Editing Mode



















Fn + Ins	Fn + Hm	Fn + PU
0.015s Delay	0.1s DELAY	0.5s DELAY

1. Press **Fn + Backspace** to enter Macro Editing Mode and the rightmost LED will blink.
2. Select any of the keys [**Q/W/E/R/T/Y/U/I/O/P**] to be programmed as the **macro hot key**.
3. You can press **Fn + [Ins or Hm or PU]** to add a delay between each character.
4. After editing the macro, press **Fn + Enter** to save the macro.
5. Repeat steps **2 to 4** to program more macros
5. Once completed, press **Fn + Backspace** to exit Macro Editing Mode
6. After exiting Macro Editing Mode, press **Fn + “macro hot key”** to invoke the macro.



❖ Shortcut keys

Hot Key	Press Directly**	Press with Fn Key**	Hot Key	Press Directly**	Press with Fn Key**
ESC 	ESC	Apple Menu Bar	F8 	F8	Play/Pause
F1 	F1	Decrease Brightness	F9 	F9	Next track
F2 	F2	Increase Brightness	F10 	F10	Mute
F3 	F3	Launchpad	F11 	F11	Volume Decrease
F4 	F4	Spotlight	F12 	F12	Volume Increase
F5 	F5	Dictation*	Slk 	Windows: Scroll lock macOS: Emoji Menu	Emoji Menu
F6 	F6	Do Not Disturb*	Psc 	Print Screen	Selectable Screen Capture
F7 	F7	Previous track	Pau 	Windows: PAUSE macOS: Lang. Select	Language Selection

* Requires setup in System Preferences

** Toggle between **all shortcut keys being pressed directly** and **all shortcut keys being pressed in conjunction with the Fn key** by pressing and holding Fn + Tab for 2 seconds.